



A NATION-WIDE **POSITIVE** PHOTO STORY CONTEST TO CELEBRATE **(EXTRA)** ORDINARY HEROES AMONGST US

Greetings!

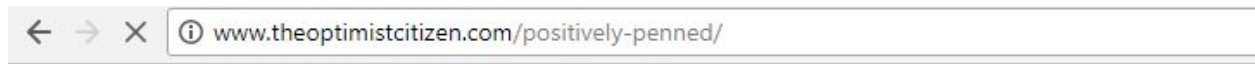
The entire process of registering for the competition has been depicted using suitable images, please give it a careful read so as to avoid any confusion while you register.

Hope this answers all your queries.

APPLICATION PROCEDURE


STEP 1:

Logon to <http://www.theoptimistcitizen.com/positively-penned/>



STEP 2:

Click on **REGISTER NOW** to register.



[CLICK HERE TO REGISTER](#)

STEP 3:

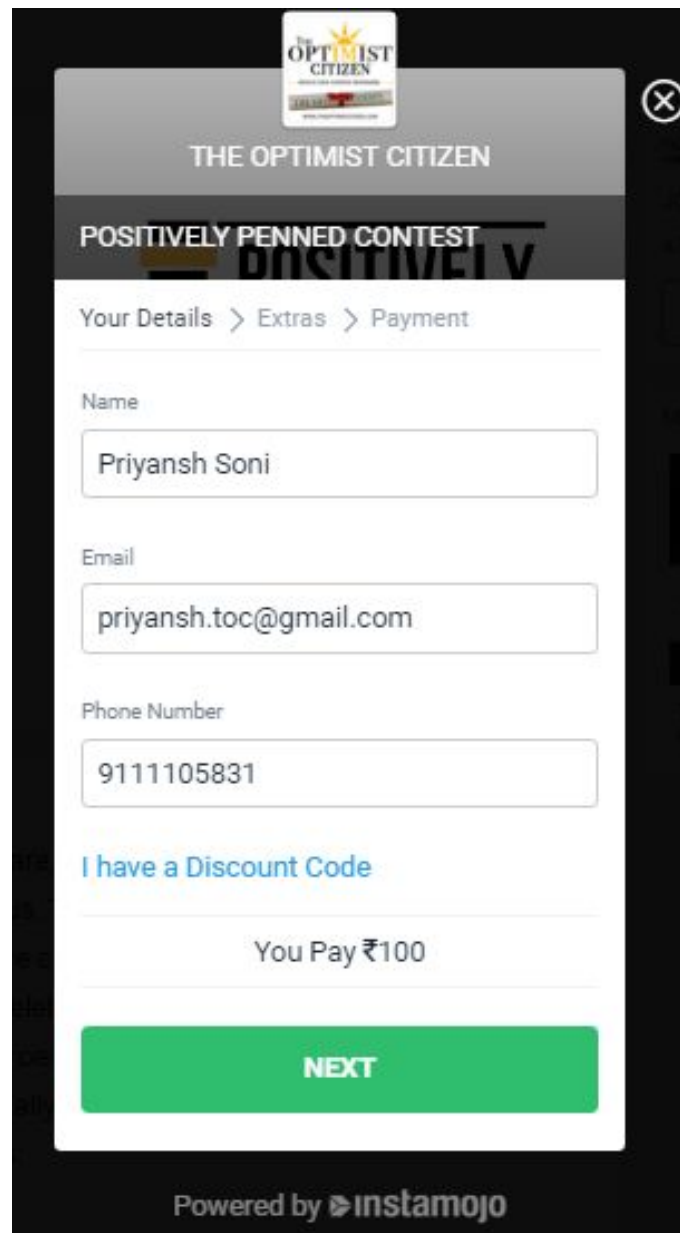
Once you click you on **REGISTER NOW**. You will be redirected to **INSTAMOJO** - our payment gateway partner.

The screenshot shows a web browser window with the URL <https://www.instamojo.com/theoptimistcizen/positively-penned-contest/>. The page header includes the store name 'THEOPTIMISTCITIZEN'. The main content area features a banner for the 'Positively Penned' contest with the text 'LET'S CELEBRATE GOODNESS!' and the website 'WWW.THEOPTIMISTCITIZEN.COM'. Below the banner, the contest title 'POSITIVELY PENNED CONTEST' is displayed, followed by a 'SHARE' icon and the price '₹100'. A prominent green 'PAY NOW' button is shown with a hand cursor pointing to it. A red text overlay 'CLICK HERE TO PROCEED' is positioned to the right of the button. Below the button, a 'DESCRIPTION' section provides details about the nationwide photo story competition. On the right side of the page, there is a sidebar for the store, including a 'VIEW STORE' button and a 'MORE FROM THIS STORE' section with two product thumbnails. At the bottom of the page, it says 'Powered by instamojo'.

Instamojo payment gateway would appear like this.

CLICK ON PAY NOW

Fill up Your Details



The screenshot shows a mobile application interface for 'THE OPTIMIST CITIZEN'. At the top, there is a logo for 'THE OPTIMIST CITIZEN' and a close button (X). Below the logo, the text 'THE OPTIMIST CITIZEN' is displayed. Underneath, there is a banner for 'POSITIVELY PENNED CONTEST'. The main form area is titled 'Your Details > Extras > Payment'. It contains three input fields: 'Name' with the value 'Priyansh Soni', 'Email' with the value 'priyansh.toc@gmail.com', and 'Phone Number' with the value '9111105831'. Below these fields, there is a link 'I have a Discount Code'. A summary line shows 'You Pay ₹100'. At the bottom of the form is a large green button labeled 'NEXT'. The footer of the app says 'Powered by instamojo'.

Add a **Discount Code** if any. The term **Discount Code** and **Promo Code** mean the same, contact your **Campus Ambassador** to get the Promo Code.

ADD YOUR DISCOUNT CODE HERE

Discount Code

APPLY

You Pay ₹100

NEXT

Powered by instamojo

Click on next to proceed.

THE OPTIMIST CITIZEN

POSITIVELY PENNED CONTEST

Your Details > Extras > Payment

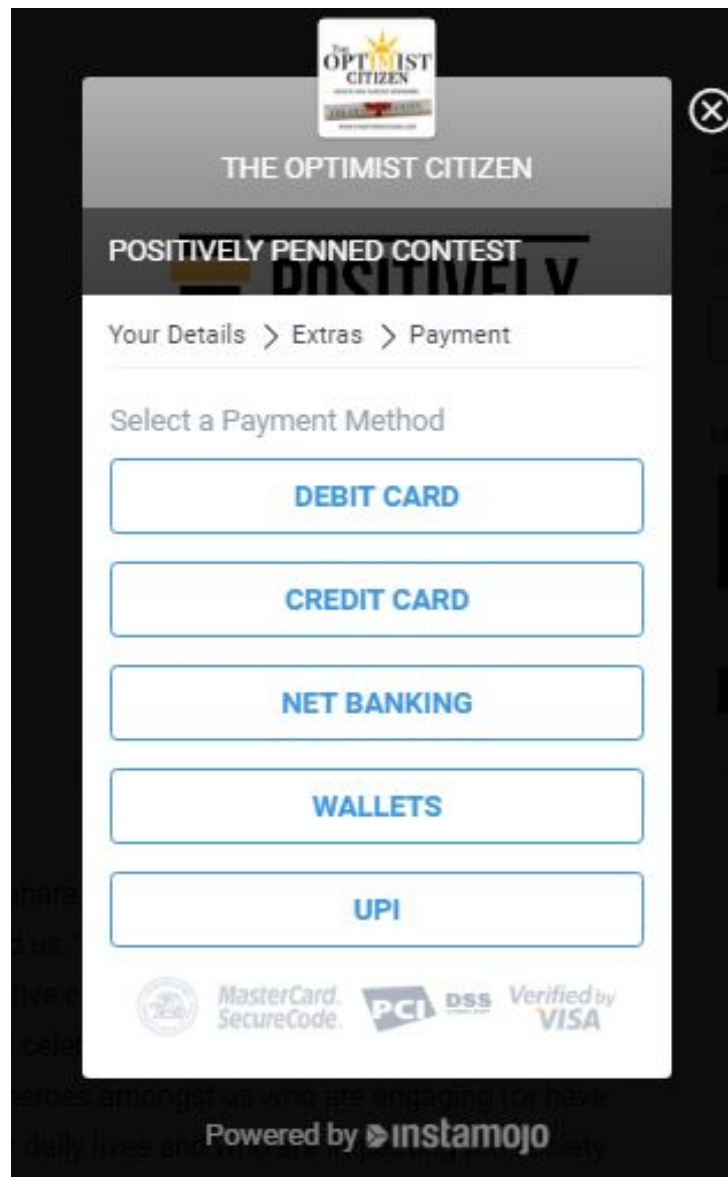
Date of Birth

NEXT

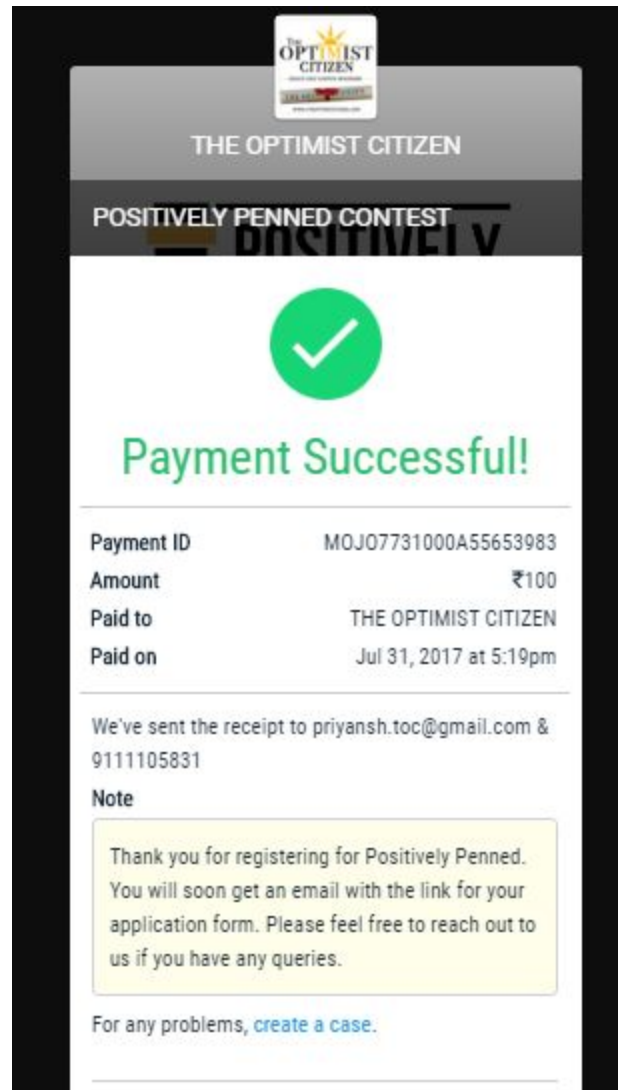
Powered by instamojo

Enter your Date of Birth here.

After this you will be asked to make a payment.



Select your preferred payment method and proceed using anyone of them. After you have done the payment, your screen will appear like this.



After your payment is successful, you will get a payment receipt from INSTAMOJO and an E-mail from Positively Penned team with a link to submit your photo story.

STEP 3:

You will receive an email from Positively Penned Team with a link and password to access the official portal to submit your photo story.

THE E-MAIL FROM THE POSITIVELY PENNED TEAM WOULD NORMALLY TAKE UP TO 10 MINUTES TO REACH YOU!

If you do not receive the mail immediately after your registration, do not panic.

The screenshot shows an email client interface. At the top, there is a search bar and a toolbar with icons for back, forward, delete, and other actions. The email subject is "Application Form for Positively Penned". The sender is "Positively Penned Team" with the email address <contact@theoptimisticitizen.com>. The email content includes a welcome message, a link to the application form, and contact information for Muskan Saxena, Project Coordinator.

Application Form for Positively Penned Inbox x

Positively Penned Team <contact@theoptimisticitizen.com> 5:31 PM (4 minutes ago) ☆

to me, positivelypenn. ▾

Hey there!

Welcome to Positively Penned! Thanks for registering and participating in this positive revolution.

Please find your application to submit your photo story :-
www.theoptimisticitizen.com/positively-penned/contest-form/
The password to enter the application form - celebrategoodness

Please note that your application form will only be open for 7 days.
Please use this (priyansh.toc@gmail.com) email to login into the form.

Please feel free to reach out to us at positivelypenned@gmail.com or +91-911105831 if you have any queries. Many thanks.

Warm Regards,
MUSKAN SAXENA
Project Coordinator

Click on the link to submit your form. You will get a window like this.

This content is password protected. To view it please enter your password below:

Password:

Use the password in the E-mail to access the portal.

After you enter the password you will get a screen like this.



Welcome to POSITIVELY PENNED

REGISTER press ENTER

Click on **REGISTER** and start filling up your necessary details.

1. E-mail

1 → Please enter your **Email?***

Use the same email which you used for registration

priyansh.toc@gmail.com

OK ✓ press ENTER

2. Name

2 → Hey there! Please tell us your **Name***

Priyansh Soni

OK ✓ press ENTER

3. Date of Birth

3 → Date of Birth^{*}

Just so that we can send you a birthday greeting on your birthday :)

06 / 10 / 1998

OK ✓ press ENTER

4. Phone Number

4 → Can you please share your **Phone Number**?^{*}

9111105831

OK ✓ press ENTER

5. College/Institution

5 → College / Institution / Organisation?^{*}

Rajiv Gandhi Proudyogiki Vishwavidyalaya

OK ✓ press ENTER

6. City

6 → Which **City** are you from?^{*}

Bhopal

OK ✓ press ENTER

7. Add your Facebook profile link

7 → Priyansh Soni, Can you please share your **Facebook Profile URL**?

Example : <https://www.facebook.com/admin.toc>

https://www.facebook.com/priyansh.soni.37?ref=br_rs



8. Upload your photo story

8 → Please upload the *picture* for your **Photo Story**^{*}



9. Write your story

9 → What's the **story** behind this picture?^{*}

Priyansh Soni, please stay within the word limit of 250 words! Thanks :)

I was at the Dadar Station when I saw this blind gentleman calling for help to drop him to platform no. 1 central side, but no one gave him an ear. I heard and went ahead to offer help.

We chatted and he inquired what I do. I told him, I run a travel company and show places to people. He asked if

10. SUBMIT

Once you submit your photo story your photo story will automatically be posted on Facebook from The Optimist Citizen official page.

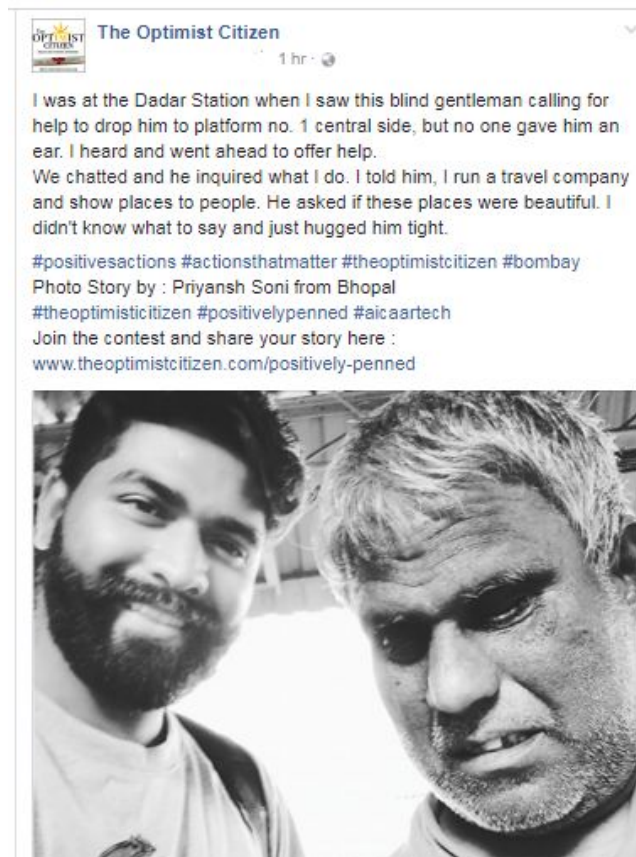
Dear Priyansh Soni, Thank you for participating in this contest and joining us in this **Positive Revolution**.

Your photo story has been shared on the
Facebook Page of 'The Optimist Citizen'.

Please go ahead and share it with the world. Let's celebrate Goodness!

You will get an email with the link of our page.

Your post would look like this -



KEEP SHARING ON SOCIAL MEDIA AND PROPAGATE YOUR POSITIVE STORY.

Now that you have read this far, you have a fair idea of the process. We have tried to bring almost every detail possible, if you still have any more queries write to us at : positivelypenned@gmail.com or text us at : 9111105831.

We will revert back as soon as possible.

Looking forward for your participation!

LET'S CELEBRATE GOODNESS!

OUR PARTNERS

ASSOCIATE PARTNER



CROWDFUNDING PARTNER



SOCIAL IMPACT PARTNER

